

FY 2009-10

Capital Improvement Plan



City of Decatur, Illinois

Prepared By: Department of Public Works
April 2009

**COUNCIL INFORMATION MEMORANDUM
NO. 2009- 41**

Date: June 1, 2009

To: Honorable Mayor McElroy and City Council Members

From: Ryan P. McCrady, City Manager
Richard G. Marley, P.E., Public Works Director

RE: FY 2010-14 Capital Improvements Plan

Introduction. This memorandum transmits the 5-year Capital Improvement Plan (CIP) for FY 2010 to FY 2014. The capital spending plan described in this CIP document was prepared during the early months of 2009 and reviewed by City Council on March 28, 2009.

The CIP document is grouped into spending plans for each capital fund, with a divider tab provided for each of the funds. Within each fund, the proposed spending plans for projects are summarized by class of infrastructure. Following the summary pages, detailed worksheets are provided for each project. A list of unfunded projects is included at the end of the document. Each of the unfunded projects is further described on the detailed worksheets.

Classes of Infrastructure. The 5-year CIP shows the total planned spending within each fund for each class of infrastructure. There are 11 classes of infrastructure:

1. **Buildings & Grounds.** Includes projects that may not be site specific.
2. **Street Lights.** Limited to “stand alone” street light projects.
3. **Parking.** Includes lots, structures and all components of the parking system.
4. **Sanitary Sewers.** Includes combination sewers and sanitary pump stations.
5. **Storm Sewers.** Includes storm pump stations.
6. **Bridges.** Includes any structure with a span of 20 feet or more.
7. **Sidewalks.** Includes ramps and bike paths.
8. **Streets.** Includes streets, alleys, curbs, gutters, shoulders, ditches.
9. **Signals & Signs.** Includes traffic signals, interconnect systems and signs.
10. **Lake.** Includes the lake, dam, and dredging projects.
11. **Water System.** Water treatment plant, mains, and storage tanks.

Total Planned Capital Improvements. Two tables and pie charts are included in this memo summarizing planned spending from general funds and water funds. Since water projects are funded from user fees, they are summarized separately from general CIP projects. The tables and charts enables quick comparison of funding levels.

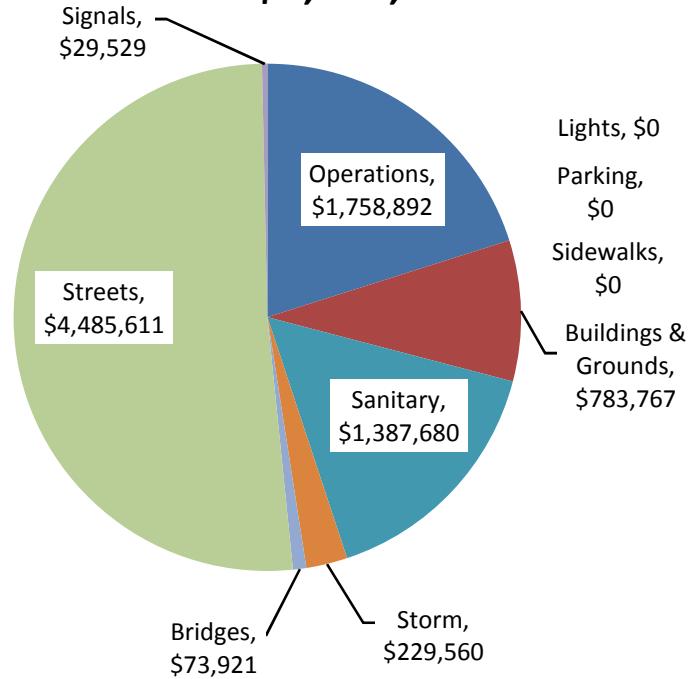
Unfunded Projects. The CIP document includes a section listing 53 unfunded projects. These are projects for which a need has been identified, but no funding is available. As funding becomes available, projects should be moved from the unfunded list, and included on one of the funded project lists.

**Table 1 – General Capital Funds
City of Decatur Capital Improvements Plan
FY 2010 to FY 2014**

Infrastructure Type	EST FY 2009	FY 2010	FY2010	FY 2011	FY 2012	FY 2013
Operations	\$1,758,892	\$2,234,608	\$1,906,727	\$1,865,255	\$1,823,959	\$1,842,846
Buildings & Grounds	\$783,767	\$199,500	\$88,000	\$88,000	\$88,000	\$88,000
Street Lights	\$0	\$0	\$0	\$0	\$0	\$0
Parking	\$0	\$120,000	\$0	\$0	\$0	\$0
Sanitary Sewers	\$1,387,680	\$2,597,500	\$1,547,500	\$1,210,000	\$1,110,000	\$1,110,000
Storm Sewers	\$229,560	\$496,980	\$420,000	\$470,000	\$480,000	\$480,000
Bridges	\$73,921	\$115,000	\$710,000	\$200,000	\$50,000	\$600,000
Sidewalks	\$0	\$25,000	\$150,000	\$200,000	\$175,000	\$150,000
Streets	\$4,485,611	\$5,020,000	\$2,580,000	\$3,080,000	\$2,830,000	\$3,080,000
Signals	\$29,529	\$280,000	\$180,000	\$30,000	\$30,000	\$30,000
Total	\$8,748,961	\$11,088,588	\$7,582,227	\$7,143,255	\$6,586,959	\$7,380,846

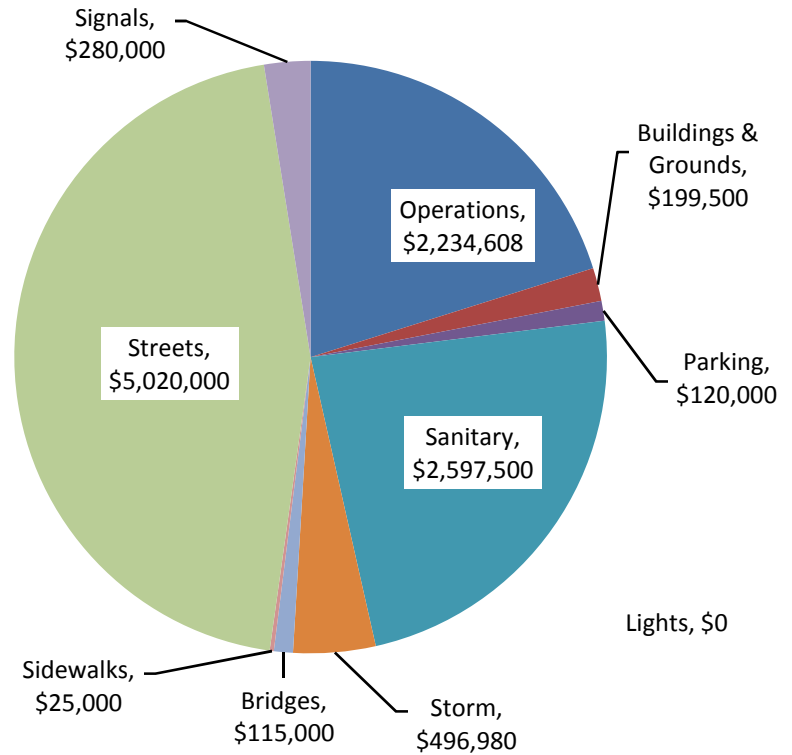
FY 2009 Capital Improvements Plan

Est. Total \$8,748,961



FY 2010 Capital Improvements Plan

Total \$11,088,588

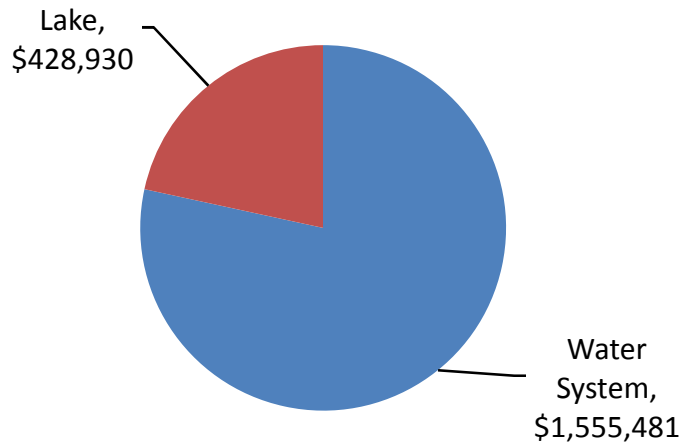


Note 1: Pie charts are sized to approximate total expenditures.

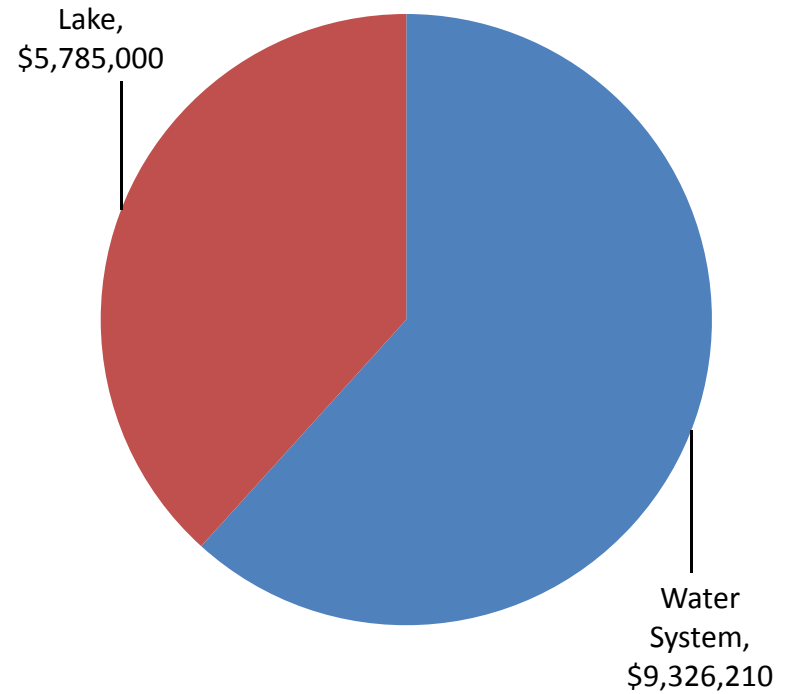
**Appendix 2 – Water Fund
City of Decatur Capital Improvements Plan
FY 2010 to FY 2014**

Infrastructure Type	EST FY 2009	FY 2010	FY2011	FY 2012	FY 2013	FY 2014
Water System	\$1,555,481	\$9,326,210	\$7,266,831	\$924,250	\$1,881,750	\$1,054,250
Lake	\$428,930	\$5,785,000	\$4,801,000	\$294,000	\$4,871,000	\$6,698,000
Grand Total	\$1,984,411	\$15,111,210	\$12,067,831	\$1,218,250	\$6,752,750	\$7,752,250

**Capital Improvements Plan
Water Fund
Estimated FY 2009 Expenditures
Total \$1,984,411**



**Capital Improvements Plan
Water Fund
Estimated FY 2010 Expenditures
Total \$15,111,210**



Note 1: Pie charts are sized to approximate total expenditures.